



Water Heater
HSE-HAS 15, 25, 35, and 50 Litres

WORLD'S NO.1
MANUFACTURER OF WATER HEATERS



**Superior quality.
Longer warranties.**



EXPERT SERVICE

☎ **1800-103-2468/1860-500-2468**

✉ **+91 99410 32468** (Send SMS) or


✉ **aosmithcs@aosmithindia.com**

Monday to Friday: 9 a.m., to 8 p.m.

Saturday & Sunday: 9 a.m., to 6 p.m.

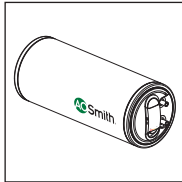
For calls registered at A. O. Smith Call Centre before 4 p.m. only.
Available only in selected cities. For more details please call our
1800-103-2468/1860-500-2468 or log on to www.aosmithindia.com

User Guide




What's in the box?

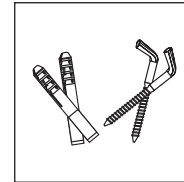
Electric
Water Heater



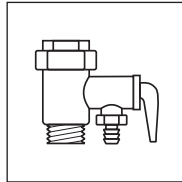
User Guide



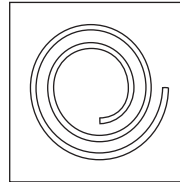
Wall Mounting
Accessories



Multi-function
Safety Valve



Discharge Tube



Contents

Read Before Operation.....	1
General	2
Specifications	3
Key Features	5
Safety Precautions.....	6
Installation	6
Connecting Multi-function Safety Valve	10
Connecting to Water Supply.....	12
Operation	13
Troubleshooting	17
Circuit Diagram	18
Warranty.....	19
Jurisdiction	20
Expert Company Service	20
Service and Maintenance	22

Read Before Operation

On Receipt

It is our policy to promote safe delivery of all orders. This product shipment has been thoroughly checked, packed and quality certified before leaving our factory.

Visible Loss or Damage

If any of the goods called for on the bill of lading or express receipt are damaged or the quantity is short, do not accept them until the freight or express delivery agent makes an appropriate notation on your freight bill or receipt.

Concealed Loss or Damage

When a shipment has been delivered to you in apparent good condition, but upon opening the packaging if any loss or damage has taken place while in transit, inform the carrier's agent/A. O. Smith representative immediately.

About this manual

This manual is a guide to good practice for operating and periodic maintenance of the A. O. Smith HSE-HAS water heater.

Do not operate the water heater before reading the user manual.

Please follow instructions in this manual to ensure personal safety and proper operation of this product. Always install, operate, inspect and maintain this product in accordance with all applicable standards. Please store this user manual carefully for any future reference.

Warranty Card

Customer Copy to be retained by the Customer

Invoice Number: _____ Dated: _____

Unit Serial Number: _____

Model: _____ Capacity: _____

Customer's Name and Address: _____

Ph: _____ Mobile: _____ E-mail: _____

Dealer's Stamp and Signature

[Empty box for Dealer's Stamp and Signature]

Warranty Card

Company Copy to be sent back to the Company

Invoice Number: _____ Dated: _____

Unit Serial Number: _____

Model: _____ Capacity: _____

Customer's Name and Address: _____

Ph: _____ Mobile: _____ E-mail: _____

Dealer's Stamp and Signature

[Empty box for Dealer's Stamp and Signature]

Service and Maintenance

For Service needs:


Please contact our A. O. Smith
Customer Care No. : 1800-103-2468/1860-500-2468.
SMS us : +91 99410 32468
E-mail us : aosmithcs@aosmithindia.com

Registered Office

A. O. Smith India Water Products Private Limited
(formerly known as A. O. Smith India Water Heating Private Limited)
Plot 300, Phase - II, KIADB Industrial Area, Harohalli, Kanakapura Taluk,
Ramanagara District, Karnataka – 562 112, India.

- Customer Care No. 1800-103-2468/1860-500-2468.
- Website: www.aosmithindia.com

CIN: U31909KA2006PTC040282





Manufactured by A. O. Smith India Water Products Private Limited

(formerly known as A. O. Smith India Water Heating Private Limited)

Plot 300, Phase - II, KIADB Industrial Area, Harohalli, Kanakapura Taluk, Ramanagara District, Karnataka – 562 112, India.

Customer Care No. 1800-103-2468/1860-500-2468 • Website: www.aosmithindia.com

CIN: U31909KA2006PTC040282

Part No. 333279-000_R1 Date: 12-09-2016

